




# ENERG



## Amica

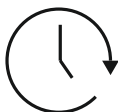
## WME610/1



**74** kWh /  100



**6,0** kg



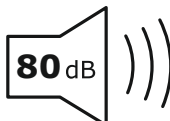
**3:18**



**43** L



ABC**C**DEFG



ABC**C**D