




ENERG



Amica

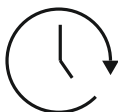
WME612/1



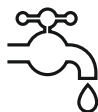
64 kWh /  100



6,0 kg



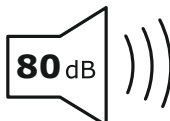
3:18



43 L



ABC**C**DEFG



ABC**C**D